


# Entering Names

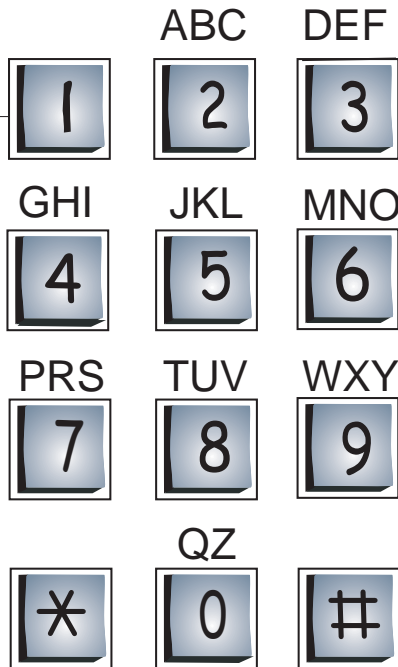
To enter a name, use the number keys to select the appropriate character. See the diagram below for the characters that correspond to each number.

To select a character, press any number key once, twice, or three times to cycle through the character associated with that key (*Note: you will not see the characters on the display as they cycle*). When you reach the character you want, stop pressing the key and after a one second delay, the character will appear in the display.




**Note:** If you accidentally enter the wrong character while programming a name, press  once to backspace and delete the letter.

press once = backspace  
press twice = comma  
press 3 times = dash "-"



press once = blank space  
press twice = "Q"  
press 3 times = "Z"

**For example**, to enter the last name "Doe",

1. Press "3" once for the letter "D".
2. Press "6" three times for the letter "O".
3. Press "3" twice for the letter "E".
4. Press  to save and continue.

